

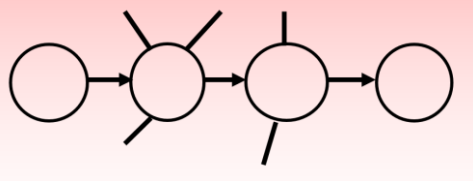
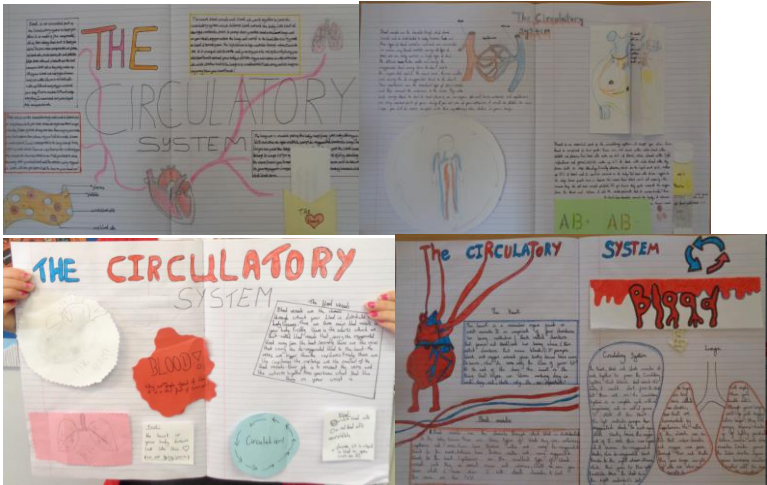
**WB Date**

**Good morning, welcome to a new week. I hope you're all rested and had a lovely weekend**

**As always, if you are working from home, try to follow the plan as best as you can and remember to upload photographs of your work to Seesaw so that it can be marked and we can feedback. Any extra sheets or information you may need will be included in a link in [blue](#).**

**Any problems, feel free to comment on Seesaw or email me on [email address](#)**

**Monday**

<p><b>1</b></p>	<p><b>WALT: Plan an explanation text</b></p>	<p><b>Activity:</b> Today you are going to use all your knowledge from the last few weeks to plan your explanation text. What are the features we need to include in your writing? How are you going to set out your text? What is the key information you want to include? Use the Sue Palmer planning skeleton below to organise your work.</p>  <p>You will also need to plan how you want your text to look with diagrams and pictures. Have a look at the examples below for inspiration</p>  <p><b>Bronze:</b> Use the following headings in your work, The Heart and Blood Vessels  <b>Silver:</b> Use the following headings in your work, The Heart, Blood Vessels, Circulatory system  <b>Gold:</b> Use the following headings in your work, he Heart, Blood Vessels, Circulatory system, Lungs</p>	<p><b>ACL.1</b></p>
-----------------	--	---	---------------------



TY'N Y WERN

2	<b>WALT: Round numbers</b>	<p><b>Activity:</b> Recap rounding numbers. What rules do we use to help? If we can round to the nearest 10 can we round to the nearest 1000, 10000? 1000000? Remember we can use a number line to visualise the numbers to help.</p> <p>Today we are going to try a quick activity outside. Pick a <a href="#">card</a> and find your friend with the answer.</p> <p><a href="#">Bronze</a> <a href="#">Silver</a> <a href="#">Gold</a></p>	<b>ACL.6</b>
3	<b>WALT: Be physically active</b>	<p><b>Activity:</b> Children to take part in physical activity with Mr Ellis</p>	<b>HCI.5</b>

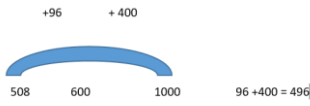
<b>Tuesday</b>			
1	<b>WALT: Write an explanation text. (Hot write)</b>	<p><b>Activity:</b> Recap work on explanation texts. What makes a good explanation text? What are the key features? When writing an explanation text on the circulatory system what are the main points you want to include? Today you will be writing your explanation text on the heart and the circulatory system. Use the <a href="#">marking grid</a> and your plan from yesterday to help you with your writing.</p>	<b>ACL.2</b>
2	<b>WALT: Mental addition strategies</b>	<p><b>Activity:</b> We will start by recapping lower numbers and bonds to 10. What about number bonds to 20, 30, and 50?</p> <div data-bbox="504 1249 769 1406" style="text-align: center;"> </div> <p>Use bridge to 10 strategy to solve the following questions</p> <p>23 + 15 45 + 23 37 + 56 123 + 51</p> <p>We could also look at splitting numbers and jumping a number line</p> <div data-bbox="497 1720 887 1886" style="text-align: center;"> </div> <p>Use the split and jump method to work out the following</p> <p>26 + 13 59 + 23</p>	<b>ACL.6</b>

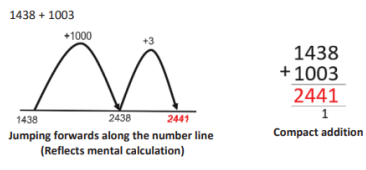


		13 +59 234 + 55	
3	<b>WALT: Spell words with accuracy and confidence using an orienteering map</b>	<b>Activity:</b> Time to use your orienteering skills along with your spelling skills. Today you are going to spell words with accuracy and confidence but with a twist. You have to locate missing letters using your <a href="#">orienteering map</a> . Miss James will talk you through how to read the map and locate the missing letters. Once confident you will need to work in groups focusing on teamwork to find the missing letters to spell the words. Once back in the classroom could you use those words in a sentence?	<b>ECC.6</b>

<b>Wednesday</b>			
1 & 2	<b>WALT: Study the elements of art</b>	<b>Activity:</b> Use line, pattern and shape to create a crazy hair day self-portrait <ul style="list-style-type: none"> <li>• Cut out your face using a photograph and stick to the bottom of the sketchbook</li> <li>• Draw strands of hair going in all different directions -crazy hair day</li> <li>• Use black pens and fill in each strand with lines, patterns and shapes. Examples in presentation above.</li> </ul>	<b>ECC.1</b>
3	<b>WALT: Numbers to 20 in German</b>	<b>Activity:</b> Today we are going to start looking at numbers in German. Work through the <a href="#">power point</a> listening to the pronunciation of the numbers. Listen and repeat  Dice game- Class in two groups. Each group has a dice. At the start sign, pupils roll the dice in turn and have to add up the numbers until they reach 50. The first group to 50 wins. You can jot your number and calculations down on a white board. Be prepared to recall the numbers your dice gave in German!  Complete the <a href="#">worksheet</a> by cutting and sticking the numbers correctly. You can use this <a href="#">table</a> to help you.	<b>ECC.3</b>

<b>Thursday</b>			
1	<b>WALT: Write an explanation text. (Hot write)</b>	<b>Activity:</b> Recap work on explanation texts. What makes a good explanation text? What are the key features? When writing an explanation text on the circulatory system what is the main points you want to include? Today you will be writing your explanation text on the heart and the circulatory system. Use the <a href="#">marking grid</a> to help you when you are writing. You can also look at the examples below to help give you some ideas for presentation.	<b>ACL.2</b>

2	<b>WALT: Mental addition strategies</b>	<p><b>Activity:</b> Recap addition and the mental strategies we talked about this week. Can we use these methods on bigger numbers? e.g. how many from 508 to make 1000</p>  <p>Using your whiteboards have a go at Daily 10 – level 3, addition, bonds to 1000. Upload to seesaw. When confident have a go at writing them in your maths book.</p>	<b>ACL.6</b>
3	<b>WALT: Understand time in Welsh</b>	<p><b>Activity:</b> Remind the pupils of: Faint o'r gloch ydy hi? / hanner awr wedi / un o'r gloch / dau o'r gloch / unarddeg o'r gloch / deuddeg o'r gloch / chwarter wedi / chwarter i</p> <p>We can also use- pum munud, deg munud, ugain munud and pum munud ar hugain.</p> <p>Today we will play the <a href="#">Relay Matching Game</a>: one pupil from each group to run to the opposite end of the hall / yard to retrieve a Welsh time card, the second member of the group then runs to retrieve the analogue clock card that matches the time; the third member of the group has to locate the digital clock that matches the time and clock card.</p> <p>Children to read the <a href="#">timetable</a> and answer the question</p>	<b>ACL.4</b>

Friday			
1	<b>WALT: Self assess our work</b>	<p><b>Activity:</b> Use the marking grid to assess your work. What are you proud of? What would you do differently next time to improve your work? Use your <b>tickled pink pens</b> to highlight what you have done well in your explanation text and use your <b>green for growth pens</b> to highlight and make any corrections. Once you have self-assessed your work swap your book with a friend.</p>	<b>ECC.2</b>
2	<b>WALT: Addition using the column method</b>	<p><b>Activity:</b> How do we add larger numbers? Can you think of different ways to show this? Number line? Column method?</p>  <p><b>Bronze:</b> Generate 2 digit numbers and add using the column method <b>Silver:</b> Generate 3 digit numbers and add using the column method</p>	<b>ACL.6</b>



		Gold: Generate 4 digit numbers and add using the column method	
3	<b>WALT: Understand rights and responsibilities</b>	<b>Activity:</b> Take part in a jigsaw session. Today we will be looking at your rights and responsibilities as a citizen of this country and as a member of this school	<b>EIC.6</b>

### Additional Tasks

9.00- 9.10 – Registers, children settle, practise handwriting in books.  
 9.10-9.30 – Daily mile on the front yard  
 9.30-10.30- Session 1- Maths  
 10.30- 10.45- Break – see timetable  
 10.45- 11.15- Guided reading – see group list and timetable on board.  
 11.15- 12.20 – Session 2-Literacy  
 12.20- 1.20-Lunch – children to be taken and collected from zone (timetable on board)  
 1.20-1.30- Mindfulness  
 1.30-1.50- Boost – Read and discuss a book  
 1.50-3.00- Session 3 -Topic  
 3.00- 3.20- Class story/ Newsround 3.25 – Home time