



03.10.22

Good morning, welcome to a new week. I hope you're all rested and had a lovely weekend

As always, if you are working from home, try to follow the plan as best as you can and remember to upload photographs of your work to Seesaw so that it can be marked and we can feedback. Any extra sheets or information you may need will be included in a link in [blue](#).

Any problems, feel free to comment on Seesaw or email me on [email address](#)



Monday

1	WALT: Reading comprehension	<p>Activity: You can use this lesson to finish off your explanation texts from last week.</p> <p>If finished read through the information and answer the questions on the circulatory system. Remember to answer in full sentences.</p>	ACL.1
2	WALT: Recap rounding to 1000, 10 000, 100 000	<p>Activity: Recap work on rounding from last week to develop confidence. What are our steps to success in order to round to the correct number?</p> <ol style="list-style-type: none"> 1. Read the question 2. Look at the place value holder in which we need to round too. 3. Look at the number to its right to determine if we round up or down. 4. Check your answer on a number line <p>Finish work sheets from last week, making corrections in your green for growth pens</p>	ACL.6
3	WALT: Be physically active	<p>Activity: Children to take part in physical activity with Mr Ellis</p>	HCI.5

Tuesday

1	WALT: Write a diary entry	<p>Activity: Today you will be writing a diary entry. As this is the start of our new literacy genre this will be done as a cold write to assess ability. Write a diary entry from your weekend. Take care with capital letters and full stops.</p>	ECC.1
2	WALT: Mental addition strategies	<p>Activity: We will start by recapping lower numbers and bonds to 10. What about number bonds to 20, 30, and 50?</p>	ACL.6



		 <p>Use bridge to 10 strategy to solve the following questions $23 + 15$ $45 + 23$ $37 + 56$ $123 + 51$</p> <p>We could also look at splitting numbers and jumping a number line</p>  <p>Use the split and jump method to work out the following $26 + 13$ $59 + 23$ $13 + 59$ $234 + 55$</p>	
3	WALT: Use orienteering skills	Activity: Today you are going to use the orienteering maps to locate specific control points. At each one, you will need to record specified numbers from the control marker. Use these to create two and three-digit numbers which you will then round up/down to the nearest 10 or 100. Think back to last week. What worked well? How could you improve your team work this week?	ECC.5

Wednesday			
1 & 2	WALT: Study and use correct body proportions	Activity: Body proportions Recap on the body proportions of the human figure – body split into eight equal parts; head 1 part, neck and chest 2 parts, pelvis 1 part etc. (presentation above) Discuss different joints found in the body – hinge joint (elbow and knees) and ball and socket joint (shoulders). Discuss that joints are where bones meet and allows movement. Activity 1: Drawing a human figure <ul style="list-style-type: none"> • Pupils use the 8-part grid to draw the correct body proportions. • Use another 8-part grid and now draw a person. Colour the clothes using pencils. • Examples found in presentation above 	ECC.1



3	WALT: Ask and answer how old you are	<p>Activity: Recap numbers from last week. Today we are going to learn who to ask (<i>Wie alt bist du?</i>) and answer (<i>Ich bin x Jahre alt</i>) how old we are in German.</p> <p>Game- Each child will have a number card. You will have to go around the class asking and answering each other your age until you find a partner with the same age card.</p> <p>Complete the activity sheet</p>	ACL.2
---	---	---	--------------

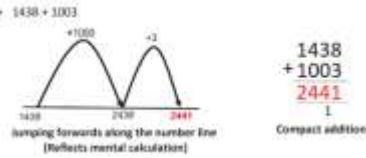
Thursday

1	WALT: Find features of a diary	<p>Activity: Can you think what features are needed in diary writing? Look through the diary entry examples and pick out different features. Using different colours highlight different features in the diary.</p> <p>Bronze Silver Gold</p> <p>Create a mind map and list all the different features you found. Once finished look through the power point and add any features you may have missed in your green growth pen. Go back through the examples and see if you can locate that feature.</p>	ACL.2
2	WALT: Mental addition strategies	<p>Activity: Recap addition and the mental strategies we talked about this week. Can we use these methods on bigger numbers? e.g. how many from 508 to make 1000</p> <div style="text-align: center;"> </div> <p>Using your whiteboards have a go at Daily 10 – level 3, addition, bonds to 1000. Upload to seesaw. When confident have a go at writing them in your maths book.</p>	ACL.6
3	WALT: Understand time in Welsh	<p>Activity: Recap time from last week. Read through the jumbled text messages between Becca and Tom. Cut and paste back into the correct order.</p> <p>Bronze: Write a text message sequence with 2 questions Silver: Write a text message sequence with 3 questions Gold: Write a text message sequence with 4 questions</p>	ACL.4

Friday

1	WALT: Character description	<p>Activity: As a class we will re-read the first chapter in 'Pig Heart Boy' What does this chapter tell us about the main character? Why are some of the words and phrases</p>	ACL.2
---	------------------------------------	--	--------------



		<p>repeated? Who do you think Alex is? In your books draw the table and write down what you think is meant by the phrase.</p> <table border="1" data-bbox="496 338 1278 566"> <thead> <tr> <th>Word or phrase</th> <th>Meaning</th> </tr> </thead> <tbody> <tr> <td>Roaring silence</td> <td></td> </tr> <tr> <td>Grey-white shimmer</td> <td></td> </tr> <tr> <td>Lungs on fire</td> <td></td> </tr> <tr> <td>Blood roaring</td> <td></td> </tr> <tr> <td>Bow out</td> <td></td> </tr> </tbody> </table> <p>Task 2: In your books write the word Cameron in the middle and answer the following questions;</p> <p>What is Cameron thinking as his friends play a game in the swimming pool? How does he really feel inside? What does he say to make you think this?</p>	Word or phrase	Meaning	Roaring silence		Grey-white shimmer		Lungs on fire		Blood roaring		Bow out		
Word or phrase	Meaning														
Roaring silence															
Grey-white shimmer															
Lungs on fire															
Blood roaring															
Bow out															
2	<p>WALT: Addition using the column method</p>	<p>Activity: How do we add larger numbers? Can you think of different ways to show this? Number line? Column method?</p>  <p>Bronze: Generate 2 digit numbers and add using the column method Silver: Generate 3 digit numbers and add using the column method Gold: Generate 4 digit numbers and add using the column method</p>	ACL.6												
3	<p>WALT: Understand how my actions affect me and others</p>	<p>Activity: Take part in a jigsaw session focusing on your actions affect you and others around you.</p>	EIC.6												

Additional Tasks	
9.00- 9.10 – Registers, children settle, practise handwriting in books.	9.10-9.30 – Daily mile on the front yard
9.30-10.30- Session 1- Maths	10.30- 10.45- Break – see timetable
10.45- 11.15- Guided reading – see group list and timetable on board.	



11.15- 12.20 – Session 2-Literacy

12.20- 1.20-Lunch – children to be taken and collected from zone (timetable on board)

1.20-1.30- Mindfulness

1.30-1.50- Boost – Read and discuss a book

1.50-3.00- Session 3 -Topic

3.00- 3.20- Class story/ Newsround

3.25 – Home time