



Hello and welcome to a new week in Dosbarth Deimwns. I hope that you all had a lovely weekend and are ready for a wonderful week of learning.


As always, if you are working from home, try to follow the plan as best as you can and remember to upload photographs of your work to Seesaw so that it can be marked and we can feedback. Any extra sheets or information you may need will be included in a link in [blue](#).

Any problems, feel free to comment on Seesaw or email me on Webberr23@hwbcymru.net

Monday


<p>1 and 2</p>	<p>WALT: To write a non-chronological report- Hot write</p>	<p>Activity: Recap the features of a non-chronological report. What will your report need to include? Recap all the information that we discussed last week about the ocean and plastic pollution. Together, use the information we have gathered to create an example. As we are working together on our example, add any subject specific vocabulary we may need to our working wall. You will then create your own non-chronological report. Don't forget you can set out your report in any way that you would like. Here are some examples of double page spreads to help you.</p>  <p>Group 1- Work with RW to write report Group 2- Oxford Reading Buddy Group 3- Poster-Save the Oceans Group 4- Provision activities (outdoor)</p>	<p>ACL.2 ACL.4 ACL.5 ECC.1</p>
<p>3</p>	<p>WALT: Measure length Bronze- Non-standard units Silver/Gold- cms</p>	<p>Activity: Warm up- Practise counting in 2s,5s, 10s, 3s, 4s Share the Powerpoint. Model measuring different items using a range of resources- counters, blocks, a ruler and model recording information in a table including the unit of measure (blocks,counters,cms) Children to complete activity- measuring a range of classroom objects and record measures in a table. Bronze- use non-standard measures only- blocks/counters Silver- children have a go at using a ruler to measure items also in cms with adult support. Gold- children use a ruler to measure objects independently</p>	<p>ACL.6</p>

Tuesday			
1 and 2	<p>WALT: To write a non-chronological report- Hot write</p>	<p>Activity: Recap the features of a non-chronological report. What will your report need to include? Recap all the information that we discussed last week about the ocean and plastic pollution. Together, use the information we have gathered to create an example. As we are working together on our example, add any subject specific vocabulary we may need to our working wall. You will then create your own non-chronological report. Don't forget you can set out your report in any way that you would like. Here are some examples of double page spreads to help you.</p>  <p>Group 4- Work with RW to write report Group 1- Oxford Reading Buddy Group 2- Poster-Save the Oceans Group 3- Provision activities (outdoor)</p>	<p>ACL.2 ACL.4 ACL.5 ECC.1</p>
3	<p>WALT: To take part in physical activity</p>	<p>Activity: Today we will continue to practice our athletic skills by taking part in some long distance running around the bluebirds field. We will then begin practising some throwing and catching drills to develop our skills for team games that we will participate in this half term. We will set up a game of rounders and practice fielding skills and batting skill.</p>	<p>HCI.6</p>

Wednesday			
1 and 2	<p>WALT: To write a non-chronological report- Hot write</p>	<p>Activity: Recap the features of a non-chronological report. What will your report need to include? Recap all the information that we discussed last week about the ocean and plastic pollution. Together, use the information we have gathered to create an example. As we are working together on our example, add any subject specific vocabulary we may need to our working wall. You will then create your own non-chronological report. Don't forget you can set out your report in any way that you would like. Here are some examples of double page spreads to help you.</p> 	<p>ACL.2 ACL.4 ACL.5 ECC.1</p>



	<p>Group 3- Work with RW to write report</p> <p>Group 4- Oxford Reading Buddy</p> <p>Group 1- Poster-Save the Oceans</p> <p>Group 2- Provision activities (outdoor)</p>	
<p>RW PPA- See Miss Williams Art Planning (located on school website on Dosbarth Deimwns class page)</p>		

Thursday			
1 and 2	<p>WALT: To write a non-chronological report- Hot write</p>	<p>Activity: Recap the features of a non-chronological report. What will your report need to include? Recap all the information that we discussed last week about the ocean and plastic pollution. Together, use the information we have gathered to create an example. As we are working together on our example, add any subject specific vocabulary we may need to our working wall. You will then create your own non-chronological report. Don't forget you can set out your report in any way that you would like. Here are some examples of double page spreads to help you.</p>  <p>Group 2- Work with RW to write report Group 3- Oxford Reading Buddy Group 4- Poster-Save the Oceans Group 1- Provision activities (outdoor)</p>	<p>ACL.2 ACL.4 ACL.5 ECC.1</p>
3	<p>WALT: Measure length Bronze- Non-standard units Silver/Gold- cms</p>	<p>Activity: Warm up- Practise counting in 2s,5s, 10s, 3s, 4s Outdoor Learning Scavenger hunt Activity 1- Children find a selection of 10 items and order them according to length- estimate initially and then measure accurately. Activity 2- Children choose the outdoor items that they would like to measure and complete the activity. Children will record measures using units. Children will use rulers and measuring tapes or non-standard unit resources if required. Activity Photograph for seesaw</p>	<p>ACL.6</p>

Friday			
1	<p>WALT: To take part in physical activity</p>	<p>Activity: Today the children will take part in a session with Machen Cricket Club.</p>	<p>HCI.6</p>



2	WALT: To take part in assessment/peer assessment	Activity: During this session the children will use the 'Steps to Success' to assess and peer assess our non-chronological reports.	ACL.1 ACL.2
3	WALT: To understand how to show appreciation	Activity: Today we will take part in the next lesson of our new Jigsaw topic-Relationships. We will be talking about how we show appreciation to one another.	EIC. 1-6 HCI.1 HCI.2
4	WALT: Classroom reset	Activity: To promote pride in their classroom and responsibility, the children will take part in a classroom reset where they will work together as team to prepare the classroom learning environment and resources both inside and outside ready for the new week ahead.	EIC.4

Additional Tasks

8.50-9.00am Registers morning activities-maths/literacy focus
9.00-9.30am Phonics [tricky words](#) [phonic sounds phase 2-5](#)
9.30-10.30am Session 1
10.30-10.45am Break Time
10.45-11.15am Guided Group Reading- (Reading with RW, Oxford Reading Buddy, descriptive write (doodle books), handwriting and hfw/spellings(handwriting books), reading area
11.15-12.15pm Session 2
12.20-1.20pm Lunch Time
1.20-1.30pm Mindfulness
1.30pm- 1.50pm BOOST- read and discuss text (Monday/Tuesday/Thursday)
1.50-3.10pm Session 3
2.20pm Children complete the 'Daily Mile' to promote physical health and mental well being (First thing on a Monday Morning)
3.10-3.20pm Class Storytime/Poetry
3.25pm Home Time