



TY'N Y WERN

Week Commencing 24th October



Good morning Dosbarth Draig Coch!

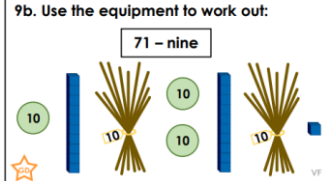
The last week until half term, we are really proud of how much effort you have put in and how well you have settled into Year 2, da iawn Draig Coch!

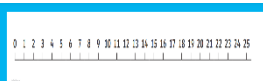
Any extra sheets or information you may need will be included in a link in [blue](#).

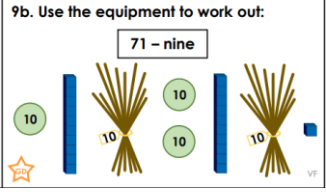
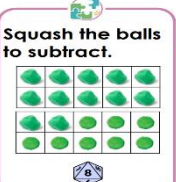
If you have any questions please come and chat to us at the door or email us on HowardL26@Hwbcymru.net or EllisC181@hwbcymru.net

Monday

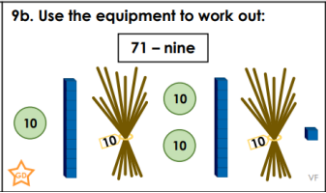
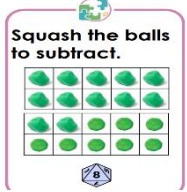
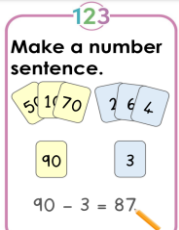
| | | | |
|---|--|---|--------------|
| 1 | <p>WALT: To learn my phonics sounds.</p> <p>WALT: Look at a Personal Profile</p> | <p>Morning Warm Up Activity: Weekly round up on WB: Test on all covered throughout the week. DM- Reading 1:1</p> <ul style="list-style-type: none"> • SPELLING TEST - <p>Phonics Session: Week 9 – recap : we are giving children the chance to revisit Level 3 sounds 'oo (long)', 'oo (short)', 'ar' and 'or', 'ur', 'ow', 'oi' and 'ear', 'air', 'ure', and 'er'.</p> <p>At the Pool matching activity</p> <p>To continue with their personal profiles. To look at the format together and discuss ideas. To take photos ready to insert into templates.</p> <p>Snack- Boost Book – Prediction Pip</p> | ACL.1 |
| 2 | <p>WALT: To know and explore subtraction within 100.</p> | <p>Activity: Warm up- Counting forward backwards in 2,5,10. Top marks, 100 number grid one more, one less. Remind children of Place value HTO across money, measurements, scales.</p> <p>To show children subtraction sign (-) and vocabulary subtract, minus, less. To remind them to count up the number line. Show a number line and 100 square (top marks)</p> <p>Children to access different activities and to assess their subtraction knowledge and application of number facts.</p> <p>Triangles: Practise and secure number bonds to ten and introduce counting back on a number line. Halloween maths activity</p>  <p>Squares:</p> <p>DM- Warm up- To create an outdoor number line and children given subtraction sums to jump on number line. To use children to create a human sum. Then children to write subtraction sums on WB (photograph on Seesaw).</p> <p>Circles:</p> <p>Use number lines to record and complete subtraction questions (within 50)</p>  <p>Diamonds:</p> <p>To use equipment to subtract 1 digit from 2 digits – using straws, dienes and counters children subtract number and record in their books. Subtract 1 digit from 2 activity</p> | ECC.3 |

| | | | |
|---|---|---|-------------|
| | | <p>Subtract 1 Digit from 2 Digits</p> <p>9b. Use the equipment to work out:</p>  | |
| 3 | WALT: To learn a halloween dance | <p>Warm Up: To play Bean warm up. Side stepping practise. Free style dance then form in line when music stops.</p> <p>https://www.youtube.com/watch?v=O3LTEjy3U7Q</p> | HCL5 |


| Tuesday | | | |
|---------|--|---|--------------|
| 1 | <p>WALT: To learn my phonics sounds.</p> <p>WALT: To write my Personal Profile</p> | <p>Morning Warm Up Activity: Wolves: Oxford Reading Lions: Oxford Reading Times-table; Rock Stars Bears: Phonics Game Foxes: Handwriting DM- Reading 1:1</p> <p>Phonics Session: Week 9 – Lesson 2 recap : we are giving children the chance to revisit Level 3 sounds 'oo (long)', 'oo (short)', 'ar' and 'or', 'ur', 'ow', 'oi' and 'ear', 'air', 'ure', and 'er'.</p> <p>Wolves – To write my Personal Profile. LH</p> <p>Lions and Bears- To complete some of the following activities:</p> <ul style="list-style-type: none"> -Phonics workbook -Matching capital letters to lower case. Writing this out. -Handwriting on HF words -Choosing from a bank of words to write sentences. -Oxford Reading <p>Foxes- To warm up with DM- flashcards, reading Kipper Phonics books. To match the letter to the puzzle to create a word (Mrs. H's game from home)</p> <p>Snack- Boost Book – Vocab- Vocabulary Victor</p> | EIC.2 |
| 2 | WALT: To know and explore subtraction within 100. | <p>Activity: Warm up- Counting forward backwards in 2,5,10. Top marks, 100 number grid one more, one less etc.</p> <p>Triangles: DM- Warm up- To create an outdoor number line and children given subtraction sums to jump on number line. To use children to create a human sum. Then children to write subtraction sums on WB (photograph on Seesaw). Use number lines to record and complete subtraction questions (within 20)</p> <p>Squares: Use number lines to record and complete subtraction questions (within 50)</p>  <p>Circles:</p> | |

| | | | |
|---|--|---|--|
| | | <p>To use equipment to subtract 1 digit from 2 digits – using straws, dienes and counters children subtract number and record in their books. Subtract 1 digit from 2 activity</p> <p>Subtract 1 Digit from 2 Digits</p>  <p>Diamonds: Children will make playdough balls to use as counters on ten frames. They will roll an eight-sided dice to generate a number. This is the number they will subtract from their ten frames by squashing the correct number of playdough balls.</p>  | |
| 3 | <p>WALT: To know more about Wales. Shwmae</p> | <p>About Wales</p> <p>To look at the boundary lines and where Wales is Wales boundary lines. To let children ask questions that they want to know about their country.</p> <p>Wales Factfile To eat Welsh cakes and listen to Welsh songs in celebration of being Welsh!</p> | |

| Wednesday | | | |
|-----------|---|--|--|
| 1 | <p>WALT: To learn my phonics sounds.</p> <p>WALT: To write my Personal Profile.</p> | <p>Morning Warm Up Activity: Wolves: Times-table; Rock Stars Lions: Phonics Game Bears: Handwriting, Foxes: Oxford Reading DM- Reading 1:1</p> <p>Phonics Session: Week 9 Lesson 3 recap : we are giving children the chance to revisit Level 3 sounds 'oo (long)', 'oo (short)', 'ar' and 'or', 'ur', 'ow', 'oi' and 'ear', 'air', 'ure', and 'er'.</p> <p>Picture card matching activity</p> <p>Lions – To write my Personal Profile to show that I know what is important for me and to me. LH</p> <p>Wolves and Bears- To complete some of the following activities:</p> <ul style="list-style-type: none"> -Phonics workbook -Matching capital letters to lower case. Writing this out. -Handwriting on HF words -Choosing from a bank of words to write sentences. -Oxford Reading <p>Foxes- DM- HF jumping stepping stones. With support, can they say a sentence with that word in. To complete work Grapheme mat- laminated To use magnet letters to spell CVC words. Upload photo to SeeSaw.</p> | |

| | | | |
|----------|---|---|--|
| <p>2</p> | <p>WALT: To know and explore subtraction within 100.</p> | <p>Intro – Counting forward backwards in 2,5,10. Top marks, 100 number grid one more, one less.</p> <p>Activity.</p> <p>Triangles: DM- Warm up- To create an outdoor number line and children given subtraction sums to jump on number line. To use children to create a human sum. Then children to write subtraction sums on WB (photograph on Seesaw). Use number lines to record and complete subtraction questions (within 20).</p> <p>Squares: To use equipment to subtract 1 digit from 2 digits – using straws, dienes and counters children subtract number and record in their books. Subtract 1 digit from 2 activity</p> <p>Subtract 1 Digit from 2 Digits</p>  <p>9b. Use the equipment to work out: 71 - nine</p> <p>Circles: Children will make playdough balls to use as counters on ten frames. They will roll an eight-sided dice to generate a number. This is the number they will subtract from their ten frames by squashing the correct number of playdough balls.</p>  <p>Squash the balls to subtract.</p> <p>Diamonds: Provide children with two piles of numeral cards. The first pile will be tens (up to 100). The second pile will be numbers 0 to 9. Children pick a card from each pile and complete the calculation on a whiteboard. Can they spot any patterns? Write number sentences in their books.</p>  <p>Make a number sentence.</p> <p>90 - 3 = 87</p> | |
| <p>3</p> | <p>WALT: I can make good choices</p> | <p>Continue Healthy Choices topic...</p> <p>Complete the Healthy choices powerpoint linking to our Jigsaw work on rewards and consequences.</p> <p>Talk about the children’s decisions and talk about the consequences of certain decisions.</p> <p>Activity 2: Reflect together on the decisions that they can make in different environments e.g. at home or school. Children to complete What I will choose activity.</p> | |

| | | | | | | | |
|--|--|--|--|--|--|--|--|
| | | | | | | | |
|--|--|--|--|--|--|--|--|

| Thursday | | | |
|----------|--|--|--|
| 1 | <p>WALT Phonics</p> <p>WALT: To write my Personal Profile</p> | <p>Morning Warm Up Activity: Wolves: Phonics Game, Lions: Handwriting, Bears: Oxford Reading, Foxes: Times-table: Rock Stars DM- Reading 1:1</p> <p>Phonics Session: Level 3, Week 9 Lesson 4 recap : we are giving children the chance to revisit Level 3 sounds 'oo (long)', 'oo (short)', 'ar' and 'or', 'ur', 'ow', 'oi' and 'ear', 'air', 'ure', and 'er'.</p> <p>Bears – To write my Personal Profile to show that I know what is important for me and to me. CE</p> <p>Wolves and Lions- To complete some of the following activities: -Phonics workbook -Matching capital letters to lower case. Writing this out. -Handwriting on HF words -Choosing from a bank of words to write sentences. -Oxford Reading</p> <p>Foxes- To use the spin letters (Mrs. H's game from home) to read and decide if it is real or not. To write it down in a table in their books.</p> <p>Snack- Boost Book – Sequence- Sequencing Suki</p> | |
| 2 | <p>WALT: To know and explore subtraction within 100.</p> | <p>Intro – Counting forward backwards in 2,5,10. Top marks, 100 number grid one more, one less. Ten Town formation reminder</p> <p>Triangles: TwinklGo</p> <p>Squares: Children will make playdough balls to use as counters on ten frames. They will roll an eight-sided dice to generate a number. This is the number they will subtract from their ten frames by squashing the correct number of playdough balls.</p> <div style="border: 1px solid #ccc; padding: 5px; margin: 10px 0;">  </div> <p>Circles: Twinkl Go! - UX8153 – Subtraction within 20 or 100 if confident.</p> <p>Diamonds: Twinkl Go! - UX8153 - Subtraction within 20 and 100.</p> | |
| 3 | <p>WALT: I can make good choices</p> | <p>Complete Healthy Choices topic...</p> <p>Complete the Healthy choices powerpoint linking to our Jigsaw work on rewards and consequences.</p> <p>Talk about the children's decisions and talk about the consequences of certain decisions.</p> <p>Activity 2: Reflect together on the decisions that they can make in different environments e.g. at home or school.</p> | |








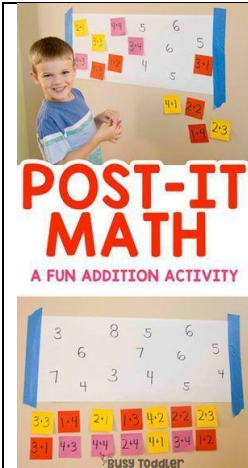
TY'N Y WERN

| | | |
|--|---|--|
| | Children to complete What I will choose activity. | |
|--|---|--|

| Friday | | |
|--------|------------------|--|
| 1 | INSET DAY | |
| 2 | | |
| 3 | | |
| 4 | | |

| Additional Tasks | |
|---|--|
| <p>8:50am: Doors open, - Children to complete group Morning Tasks. 9.10am- Register 9:20am: Phonics 9:30am: Literacy 10:15am: Boost book and snack. 10.30am: Break 11:00am: Maths 12:00pm: Lunch 1:00pm: Registration 1:10pm: Mindfulness 1:20pm: Group guided reading 1:50pm: Topic / PE 3:15pm: Home time</p> | |

| Enhanced Provision | | |
|---|---|--|
| <p><u>Numeracy</u></p>  <p>Triangles Tuesday</p> <p>Access this lesson using pin code: VM9260 at Twinkl Go Sharing will expire in 52 days</p>  <p>Tuff spot 1: post-its and numbers drawn on tuff spot, with two different coloured objects to count.</p> | <p><u>Literacy/ Writing</u></p>  <p>Wolves - Level 5b - Level 6</p> <p>Access this lesson using pin code: TH9370 at Twinkl Go Sharing will expire in 54 days</p>  <p>Rhino Readers - Level 2 Foxes Rhino Readers Level 5 - Wolves/Lions Rhino Readers Level 3 Lions/Bears</p> <p>Access this lesson using pin code: PT0673 at Twinkl Go Sharing will expire in 50 days</p> <p>Access this lesson using pin code: FH1432 at Twinkl Go Sharing will expire in 50 days</p> <p>Access this lesson using pin code: JL0947 at Twinkl Go Sharing will expire in 50 days</p> <p>Twinkl Go! Wolves – TH9370 Wolves/Lions – FH1432 Lions/Bears – JL0947 Foxes – PT0673</p> <p>Outside - Stepping Stones Tricky word stepping stones</p> | <p><u>Let's Explore</u></p>  <p>Leaf Hedgehog Instructions</p> <p>Leaf Owl Instructions</p> <p>Leaf Squirrel Instructions</p> |



Tuff spot 2:
Resources to create



Phonics bingo/ lotto.

Creative

To take a photo of their Villain or Super Hero in their literacy books and use Chatterpix to bring them to life.



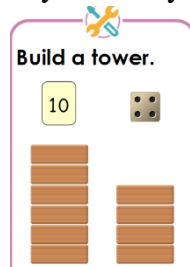
Construction

To choose and build [Welsh landmarks](#)

Construction

Provide children with three numeral cards to pick from: 10, 20 or 30. This is the number of bricks they will use to build a tower.

They roll a dice and subtract that many bricks by removing them from their tower. Children can say the calculation aloud.



Mud kitchen

Design a café and create a menu.

[Menu template](#)

Follow recipes [Mud kitchen recipe book](#)