



TY'N Y WERN

**Week Commencing 5<sup>th</sup> December**

Good morning Dosbarth Draig Coch!

We are now in December and gearing up for all of our Christmas Festivities! We will be working hard on our Christmas Concert and creating our project for Enterprise Week! To complete our Enterprise Project we will be using lots of Numeracy, Literacy, Creative and Digital skills. We will be excited to sell our products at the Christmas Fayre.

Any extra sheets or information you may need will be included in a link in [blue](#).

If you have any questions please come and chat to us at the door or email us on HowardL26@Hwbcmru.net or EllisC181@hwbcmru.net

**Monday**

1	<b>WALT: To learn my phonics sounds.</b>	<b>Morning Warm Up Activity:</b> Writing capitals. <b>Phonics Session:</b> <a href="#">phase 2- 5 flashcards</a> <b>DM- <a href="#">CVC words</a></b>  <b>*CONCERT PRACTICE*</b>  <b>Book- Shmed and Shmoos- discussing differences.</b>	<b>ACL.1</b>
2	<b>WALT: To look at answering questions around dates and calendars.</b>	<b>Activity: Warm up- Counting ten more, ten less. Looking at a calendar and answering questions about dates etc.</b>  <b>*CONCERT PRACTICE*</b>	<b>ECC.3</b>
3	<b>WALT: Create a flow chart of how to start a business.</b>	<b>ENTERPRISE WEEK</b> <b>"I can create a business plan"</b> <b>Activity 1: TO look at business vocabulary and language:</b> <b><a href="#">Flow chart and vocab</a></b> To use signs and actions to help children to remember. To record these and upload to SeeSaw. <b>Research, consumer, goods, profit, cost, equipment, questionnaire, demand, supply.</b> (Take pictures of groups and to record them explaining vocabulary) Children to create a flow chart on the steps to making a profitable project. <b>Foxes-</b> Read, cut and stick <a href="#">Flow chart with numbers</a> <b>Bears-</b> Cut and stick without numbers. <a href="#">Flow chart</a> <b>Lions and Wolves-</b> Write down order, with support.	<b>HCI.5</b>

**Tuesday**

1	<b>WALT: To learn my phonics sounds.</b>	<b>Morning Warm Up Activity:</b> Sentence building. Practise sounds learnt so far.  <b>Phonics Session:</b> <a href="#">phase 2- 5 flashcards</a> <b>DM- <a href="#">CVC words</a></b>  <b>*FILM WELSH- Reciting Sinderela (Cinderella)</b>	<b>EIC.2</b>
---	--	--	--------------



		<b>*CONCERT PRACTICE*</b>	
2	<b>WALT: To create a class questionnaire.</b>	<b>Activity: Look at Purple Mash- How to create a questionnaire, tally chart and Pictogram.</b>	
3	<b>WALT: To research designs</b>	<ul style="list-style-type: none"> <li>• <i>“ I can research ideas”</i></li> <li>• To conduct a class questionnaire of what we should make. I.e. Ornament, Christmas card or Wrapping paper.</li> <li>• To use google images, pinterest to copy and paste ideas onto a Mood board using Pic Collage.</li> </ul>	

<b>Wednesday</b>			
1	<b>WALT: To learn my phonics sounds. WALT: To know fact or opinion</b>	<b>Phonics Session: <a href="#">phase 2- 5 flashcards</a></b> <b>DM- <a href="#">CVC words</a></b> <ul style="list-style-type: none"> <li>• <b>CONCERT PRACTICE *</b></li> </ul>	
2	<b>WALT:</b>	<b>*CONCERT PRACTICE *</b>	
3	<b>WALT: To choose their design. To draw three designs.</b>	<i>“I can create designs”</i> To use their mood boards and draw three designs. <a href="#">Design template blank</a> <a href="#">Design template with shapes</a>	

<b>Thursday</b>			
1	<b>WALT Phonics</b> <b>WALT: Research their hero.</b>	<b>Warm Up : Sentence building</b> <b>Phonics Session: <a href="#">phase 2- 5 flashcards</a></b> <b>DM- <a href="#">CVC words</a></b> <ul style="list-style-type: none"> <li>• <b>* CONCERT PRACTICE *</b></li> </ul>	
2	<b>WALT:</b>	<b>* CONCERT PRACTICE *</b>	







TY'N Y WERN

3	<b>WALT: To record my questionnaire results.</b>	<p><b>“ I can get results from a questionnaire.”</b>          Children to create a tally chart of what design are people’s favourite ( ask ten people). To draw a bar graph.  <a href="#">Results document</a></p>	
---	--	--	--

Friday			
1	<b>WALT- Recap on phonics learnt.</b>	<p><b>Warm Up :</b> Sentence building  <b>Phonics Session:</b> <a href="#">phase 2- 5 flashcards</a>  <b>DM- <a href="#">CVC words</a></b></p> <p><b>* CONCERT PRACTICE *</b></p>	
2	<b>WALT:</b>	<b>* CONCERT PRACTICE *</b>	
3	<b>WALT: To work out costs.</b>	<p><b>. “I can work out prices”</b>          Children will look at the price list and add up the cost of their item according to the weight of clay used.          To then figure out the profit that they will make.  <a href="#">Triangles</a>  <a href="#">Squares</a>  <a href="#">Circles</a>  <a href="#">Diamonds</a></p>	
4	<b>Jigsaw</b>		

Additional Tasks	
<p>8:50am: Doors open, - Children to complete group Morning Tasks.            9.10am- Register            9:20am: Phonics            9:30am: Literacy            10:15am: Boost book and snack.            10.30am: Break            11:00am: Maths            12:00pm: Lunch            1:00pm: Registration            1:10pm: Mindfulness            1:20pm: Group guided reading            1:50pm: Topic / PE            3:15pm: Home time</p>	

Enhanced Provision		
<u>Numeracy</u>	<p><u>Literacy/ Writing</u></p> <p>Outdoor- Tuff spot- <a href="#">Write in the snow</a>            Write words in flour.</p> <p>Indoor- Use sentence building prompts- Rainbow sentences/ flip sentence.</p>	<p><u>Digital</u></p> <p>Use Puppet Pal to act out Cinderella (bonus points for Welsh used)</p>

	 <p>Wolves - Level 5b - Level 6</p>  <p>Rhino Readers - Level 2 Foxes</p> <p>Access this lesson using pin code: PT0673 at Twinkl Go Sharing will expire in 50 days</p>  <p>Rhino Readers Level 5 - Wolves/Lions</p> <p>Access this lesson using pin code: FH1432 at Twinkl Go Sharing will expire in 50 days</p>  <p>Rhino Readers Level 3 Lions/Bears</p> <p>Access this lesson using pin code: JL0947 at Twinkl Go Sharing will expire in 50 days</p> <p><b>Twinkl Go!</b> Wolves – TH9370 Wolves/Lions – FH1432 Lions/Bears – JL0947 Foxes – PT0673</p> <p>Outside - Stepping Stones <a href="#">Tricky word stepping stones</a></p>	
<p><u>Creative</u></p> <p>Variety of Christmas Crafts</p>	<p><u>Construction</u></p> <p>Create a Palace for Cinderella.</p>	<p><u>Let's Explore (in tuff spot)</u></p>