




		<p>Group 3: Cut and sort the digraph sounds. To work in pairs to complete challenge. sh ch th</p> <p>(literacy table)</p> <p>Group 4: LH Salfords Testing. Chrome Books Reading (outside)</p> <p>Group 5: Explore areas (painting pebbles, playdough skeleton, phonics table, maths tables, reading, small world)</p> <p>.</p>	
2	<p>WALT: Learning our new phonics sound</p>	<p>Mindfulness- rainbow breathing</p> <p>Phonics Session- Week 10.3 With WB</p> <p>Past Tense loop cards</p>	ECC.3
3	<p>WALT: To know what verbs are regular and irregular.</p> <p>WALT: To know the past tense verb of regular and irregular.</p> <p>WALT: To practise quick mental maths.</p>	<p>Mindfulness- Belly breathing</p> <p>Continue with Session 1 carousel activities.</p> <p>Maths- Counting forward and backwards from any number. Adding or taking away ten from any number. (100 square on board).</p> <p>Boost book (books to increase vocabulary) – Only One You- look at key words. What do they think each one means?</p>	HCI.5

			
2	<p>WALT- Learning our new phonics sound</p> <p>WALT: Mental Maths- Keeping maths on the boil!</p>	<p>Mindfulness - bubbles floating</p> <p>Phonics- Week 10.4</p> <p>Build a Sentence.</p> <p>Maths- Counting forward and backwards from any number. Adding or taking away ten from any number. (100 square on board). Play odds and Evens game.</p> <p>Ten Town number formation reminders. 10- 100</p> <p>Boost</p>	
3	<p>WALT: Number recognition and formation to 50 / 100.</p>	<p>Meditation- Tapping technique</p> <p>To continue with above from Session 1.</p> <p>Collective Worship- Story</p>	

Wednesday			
1	WALT: GGR Activities	Morning Activity- GGR and Maths activities.	



	<p>WALT: To focus on attacking and defending.</p>	<p>Bears- Oxford Reading Chrome, Foxes- Handwriting, Wolves-Spelling, Lions- Maths Activity, Tigers- Personal Reading.</p> <p>Collective Worship- Open the Book Assembly</p> <p>PE Session</p>	
2	<p>WALT: To recap on my phonics sounds.</p>	<p>Mindfulness</p> <p>Phonics Session Week 12. 1</p> <p>Build a sentence using past tense.</p>	
3	<p>WALT:</p>	<p>Mindfulness - thought bubbles</p> <p>THRIVE CLASS SESSION</p>	

Thursday			
1	<p>WALT: GGR and Maths Activities.</p> <p>WALT: To learn how to keep myself safe by the road.</p> <p>WALT: To learn our new phonics sound</p> <p>WALT: To learn about the rugby World Cup and sporting hero Zammit.</p> <p>WALT: To ask and listen to</p>	<p>Morning Activity- GGR and Maths activities.</p> <p>Tigers- Oxford Reading Chrome, Bears- Handwriting, Foxes-Spelling, Wolves- Maths Activity, Lions- Personal Reading.</p> <p>KERBCRAFT SESSION- Focusing on Road Safety</p> <p>Phonics Lesson- week 12. 2</p> <p>To ask the children if they watched any sport's this weekend?</p> <p>To explain that the Rugby World Cup is on. It is played every 4 years. Wales are playing and they won their first game this weekend. Do the children know any players on the team?</p> <p>Look at Zammit tries by Zammit</p>	



TY'N Y WERN

	<p>questions we ask Zammit</p>	<p>Explain that today is very exciting because Zammit is online and is going to answer some of our questions.</p> <p>What questions would they like to ask their sporting hero? To write the suggestions on the board. (Try to guide the questions to how they stay healthy/ what they eat/ do they keep a diary on their food and healthy habits?).</p> <p>AI chat to a rugby star – ask your questions!</p>
<p>2</p>	<p>WALT: Cold Write : A diary logging the Wolf's food and exercise.</p>	<p>Mindfulness- swirling jar</p> <p>WATCH the Healthy Wolf - The Unhealthy Wolf again.</p> <p>To complete a Cold Write on a diary logging the Healthy Wolf's food and exercise.</p>
<p>3</p>	<p>WALT: Welsh- To complete Welsh assessment.</p> <p>WALT: To look at Welsh vocabulary for fruit and vegetables.</p>	<p>Mindfulness- Body scanner</p> <p>KP- To complete Welsh baseline in groups.</p> <p>EB- (To have two groups at a time) To have two hoops- Children to sort cards into fruit/ vegetables (Take photos as cold assessment- Print small pictures out to add to books next week) Vegetable flashcards (print 4 per page), fruit flash cards</p> <p>To watch Fruit in Welsh (bananas, apple, pear, strawberries, orange, grapes, pineapple, lemon, cherries) To show children the Makaton sign for each of these (Mrs. Howard will send a video). To record children saying the fruit.</p> <p>(Other groups to access EP- digital, making a stop motion)</p>



	Collective Worship- Reflection on Story- likes/ dislikes/ values.	
--	--	--

Friday		
1	<p>WALT: To learn my phonics sound.</p> <p>WALT: Multi-skills. Attacking and Defending</p>	<p>Morning Activity- GGR and Maths activities. Lions- Oxford Reading Chrome, Tigers- Handwriting, Bears- Spelling, Foxes- Maths Activity, Wolves- Personal Reading.</p> <p>Warm Up- To play stuck in the mud, but with variety of movements, side steps/ change of direction.</p> <p>Attack and Defend. Children to work in groups of 3. Child 1 and 3 are on the same team. Child one needs to throw the ball to child 3. Child 1 must keep their feet in the same spot but child 3 can move around into space. Child 2 is the defender.</p> <p>Get the children to watch each other and peer assess. What did the defender do well? What did the attacking team do well?</p> <p>Defender tips- Show the children to stay on their tip toes, ready to move. To position themselves between the two attacker watching number 3 and predicting the space they will run into.</p> <p>Each child to practise being each role.</p> <p>PT (if not needed)- Assessments Salfords/ Phonics</p>
2	<p>WALT: Learn our new phonics sound.</p> <p>WALT: To keep our maths on the boil!</p>	<p>Mindfulness - Mindful looking</p> <p>(PT- Testing) Phonics Session week 12. 3</p> <p>To remember days of the week/ months of the year. To have calendar on the board and ask 'what is the second Sunday of the month. If it is the 15th, what day would it be tomorrow? etc.</p>



TY'N Y WERN

		<p>To count forwards and backwards from any number. To add ten/ Take away ten. To transfer this to measure i.e. what is 25cm, add 10cm? To use the bead bar.</p> <p>To give a number on the board. How can I show this numbers? (deines, numicon, tens and ones etc.</p>	
3	<p>WALT: Jigsaw</p>	<p>Mindfulness- lava lamp</p> <p>Jigsaw – Being Me – Lesson 3.</p> <p>Collective Worship Assembly.</p> <p>Boost Book</p>	


Additional Tasks	
<p>8:50am: Doors open, - Children to complete group Morning Tasks. 9.10am- Register 9:20am: Meditation 9:25am: Phonics 9:35am: Literacy 10:15am: Boost book and snack. 10.30am: Break 11:00am: Meditation 11.05am: Maths 11.45pm: Lunch 1:00pm: Registration / Toothbrush 1:10pm: Mindfulness 1:20pm: Group guided reading 1:50pm: Topic / PE 2.30pm: Brain break 2.45pm: Boost Book 3:15pm: Home time</p>	

Enhanced Provision		
<p><u>Numeracy (tuff spot)</u></p> <p>Write on tuff spot the pairs- words and numbers. Children to find</p>	<p><u>Literacy/ Writing</u></p> <p>flower making digraph spot the digraph spot the digraph 2</p>	<p><u>Digital</u></p> <p>To use their playdough skeleton to create a stop motion film of the skeleton waving.</p>

the matching ones.



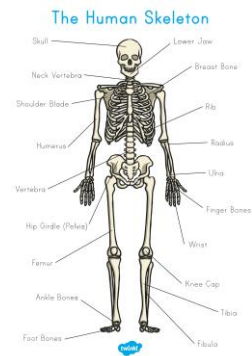
Creative



To use their design to paint on pebbles.

Construction/ Exploration

Children to use playdough and create their own skeleton.



To tell their partner what each part of the skeleton is called.

Water tray/ sand