



TY'N Y WERN

**Week Commencing 16<sup>th</sup> October**

Good morning Swifts!

PE will be held on a Wednesday and Friday, so please ensure that your children have their PE kits to change in to.

Any extra sheets or information you may need will be included in a link in [blue](#).

As always, if you have any questions, please come and chat to us at the door or email us on HowardL26@Hwbcymru.net or powerk21@hwbcymru.net


**Monday**

1	<p><b>WALT: GGR Activities</b></p> <p><b>WALT: To learn how to build a sentence.</b></p> <p><b>WALT: To focus on HFW and our phonics sound.</b></p>	<p><b>Morning Activity- GGR and Maths activities.</b>  <b>Wolves-</b> Oxford Reading Chrome, <b>Lions-</b> Handwriting, <b>Tigers-</b>Spelling, <b>Bears-</b> Maths Activity, <b>Foxes-</b> Personal Reading.</p> <p><b>Singing Assembly/ Collective worship</b></p> <p><b>PT-</b> To follow TW plan  <b>EB-</b> Sensory circuits JM / OWB.</p> <p><b>Sharing Time</b> (To improve on children's listening skills). To share what the children have done on the weekend. To build a sentence. To model 'I went to' (To explain that children will be expected to complete on of these every week.</p> <p>To play HFW Monster on WBs. Children to gain points by feeding the monster the correct spelling of common HFW (children need to work on 'went, can, make'- on literacy board).</p> <p><b>Phonics session: <a href="#">week 3.4</a></b></p> <p>To build a sentence with a word from today's phonics. To put new words on Literacy board. Teacher to model how to build a sentence. Children to build a sentence.</p>	<b>ACL.1</b>
2	<b>WALT: To complete a</b>	<p><b>Mindfulness- Rainbow Breathing</b></p> <p>Cold Write of a shape poem.</p>	<b>ECC.3</b>



	<b>cold write of a shape poem</b>		
3	<b>WALT: To create steps to success from looking at a WAGOLL.</b>	<p><b>Mindfulness- <a href="#">sensory massage- body calming</a></b></p> <p>To look at shape poem WAGOLL. To split into groups and share what they would like to magpie. <a href="#">WAGOLL shape</a> <a href="#">WAGOLL shape poem</a></p> <p>To have poem books to read. What do they notice about the poems?</p> <p>To create Steps to Success.</p> <p>*Children to vote on what vegetable/ fruit they would like to create a poem about (create a tally chart).</p> <p>To read a whole class poem- Discuss likes/dislikes/ puzzles/ connections.</p>	<b>HCI.5</b>

<b>Tuesday</b>			
1	<p><b>WALT: GGR Activities</b></p> <p><b>WALT: To look at tens and ones (and one hundred)</b></p> <p><b>WALT: To look at hundreds, tens and ones.</b></p>	<p><b>Morning Activity- GGR and Maths activities.</b> <b>Foxes-</b> Oxford Reading Chrome, <b>Wolves-</b> Handwriting, <b>Lions-</b>Spelling, <b>Tigers-</b> Maths Activity, <b>Bears-</b> Personal Reading (Reading with Teacher).</p> <p>Intro – Show me the number? (Children to show a number given in a variety of ways).Model how to partition the numbers.</p> <p>Warm up- split into two groups – LA - EB to look at pp – tens and ones warm up. HA-LH outside- to be given a number to separate into hundreds, tens, ones, (thousands for MAT) Model how to use tuff spot.</p> <p>Activity 1- Wolves/ Lions/ Tigers (Bears)- LH- Partition numbers up to thousands. To use place value mats.(books) Activity 2 – Maths area- Bead bar- order random numbers within 100. Number sticks- 2s/ 5s/ 10s. Activity 3 – Puzzle (lit table)</p>	<b>EIC.2</b>

		<p>Activity 1- Bears and Foxes – EB (outside) Tens and ones – To roll dice.</p>  <p>To find the deines and write the number- To take a photo on Seesaw.</p> <p>Activity 2 (circles and diamonds) (outside)– Maths puzzle- ordering and number writing. (100 number square)</p>	
2	<b>WALT- To learn our new sounds</b>	<p><b>Phonics</b> <a href="#">week 3.5</a></p> <p>Continue with maths carousel above.</p>	
3	<b>WALT: I can understand ordering of numbers.</b>	<p><b>Warm up- Count forward and backwards in 2s, 5s, 10s. Use ICT games 100 number square to help.</b></p> <p>Triangles – (outdoor) Use big 100 number square board- to complete 100 number square puzzle <a href="#">Place value 100 number square puzzle</a> / To use tuff spot.</p> <p>Square- LB (outdoor table) to have number lines – To complete <a href="#">Number lines to complete</a>/ To use tuff spot</p> <p>Rectangles- EB- tracker (teachers table) <a href="#">Number tracker to fill in</a></p> <p>Circles- Chrome books (lit table) ICT games- place value- shark numbers (up to 29).</p> <p>Foxes- To use construction bricks/ lego to create a number line (numbers facing the correct way) (creative table)</p> <p><b>Collective Worship- Story</b></p>	

<b>Wednesday</b>			
1	<b>WALT: GGR Activities</b>	<p><b>Morning Activity- GGR and Maths activities.</b> <b>Bears-</b> Oxford Reading Chrome, <b>Foxes-</b> Handwriting, <b>Wolves-</b> Spelling, <b>Lions-</b> Maths Activity, <b>Tigers-</b> Personal Reading.</p>	



	<p><b>WALT: To focus on attacking and defending.</b></p>	<p><b>Collective Worship- Open the Book Assembly</b></p> <p><b>PE Session</b></p> <p><b>EB- 1:1 reading.</b></p>	
2	<p><b>WALT: To recap on my phonics sounds.</b></p>	<p><b>Mindfulness</b></p> <p><b>Phonics Session <a href="#">week 4.1</a></b></p> <p><b>Build a sentence. Spell HFW.</b> Build a sentence using past tense.</p> <p><b>Mental Maths Boost- Place value. One more/ one less.</b></p> <p><b>Number bonds to 10 and 20</b></p>	
3	<p><b>WALT: To look at what makes a good friend</b></p>	<p>THRIVE CLASS SESSION</p>	

Thursday			
1	<p><b>WALT: GGR and Maths Activities.</b></p> <p><b>WALT: To learn how to keep myself safe by the road.</b></p> <p><b>WALT: To complete our One Page Profile</b></p>	<p><b>Morning Activity- GGR and Maths activities.</b> <b>Tigers-</b> Oxford Reading Chrome, <b>Bears-</b> Handwriting, <b>Foxes-</b> Spelling, <b>Wolves-</b> Maths Activity, <b>Lions-</b> Personal Reading.</p> <p>KERBCRAFT SESSION</p> <p>MUSIC SESSION</p> <p>KP- One Page profile/ upload Welsh assessments onto Tracker</p>	
2	<p><b>WALT: To know how to keep myself safe</b></p> <p><b>WALT: To learn my new phonics sound</b></p>	<p><b>Mindfulness</b></p> <p>KERBCRAFT SESSION-</p> <p>MUSIC SESSION</p>	



		<b>Phonics Lesson- <a href="#">week 4.2</a></b>
3	<b>WALT: Beth wyt t'in esiau bwyta?</b>	<p><b>Mindfulness</b></p> <p>Topic Welsh: Title- Children to write 'Beth wyt t'in esiau bwyta?</p> <p>Create a double page spread: To draw a rainbow. Children to draw and label the healthy fruit and vegetables they eat. To put them into the right colour of the rainbow.</p> <p>Oracy- Children to start asking 'Beth wyt t'in hoffi bwyta?' To reply 'dw'in hoffi..... ac..... achos maen flasus.'</p> <p>(explaining ac and achos)</p> <p><b>Collective Worship- Reflection on Story- likes/ dislikes/ values.</b></p>

Friday		
1	<p><b>WALT: To learn my phonics sound.</b></p> <p><b>WALT: Multi-skills. Attacking and Defending - Netball</b></p> <p><b>WALT: Learn our new phonics sound.</b></p>	<p><b>Morning Activity- GGR and Maths activities.</b></p> <p><b>Lions-</b> Oxford Reading Chrome, <b>Tigers-</b> Handwriting, <b>Bears-</b> Spelling, <b>Foxes-</b> Maths Activity, <b>Wolves-</b> Personal Reading.</p> <p>Warm Up- Play animal stuck in the mud.</p> <p>To split the hall into 5 parts width ways. To have 3 attackers and 3 defenders in each section. The aim is for the attackers to pass the ball to one another (at least two attackers before it can be passed to the next section). The attackers and defenders cannot leave their area. If the attackers manage to pass the ball to the last section without the defenders intercepting they will get a point.</p> <p><b>Phonics session: <a href="#">week 4.2</a></b></p>



2	<p><b>WALT: Can I transfer my place value knowledge to money.</b></p>	<p><b>Mindfulness</b></p> <p>To look at how to recognise coins. <a href="#">Money recognition</a>          Pull coins out of a bag. To describe the coin. Can the children guess it first?          Get the children to order the coins and notes.</p> <p>To look at place value using coins. Children to use WBs.          Show me 54 in pence? Children to draw 10p x 5 and 1p x 4. Etc.</p> <p>EB To then take Diamonds and Circles outside to continue with same task. To get the children to find the coins that they have drawn. Photos to stick in books and seesaw.</p> <p>KP- To work with Triangles, squares and rectangle. To start to look at hundreds 124. What is this in pence? In pounds?          Photos for Seesaw and to stick in books.</p>	
3	<p><b>WALT: Jigsaw</b></p>	<p>Jigsaw – Being Me – Lesson 6.</p> <p>EB- One Page Profile</p> <p><b>Collective Worship Assembly.</b></p> <p><b>Boost Book –</b></p>	


### Additional Tasks

8:50am: Doors open, - Children to complete group Morning Tasks.  
 9.10am- Register  
 9:20am: Meditation  
 9:25am: Phonics  
 9:35am: Literacy  
 10:15am: Boost book and snack.  
 10.30am: Break  
 11:00am: Meditation  
 11.05am: Maths  
 11.45pm: Lunch  
 1:00pm: Registration / Toothbrush  
 1:10pm: Mindfulness  
 1:20pm: Group guided reading  
 1:50pm: Topic / PE

2.30pm: Brain break  
 2.45pm: Boost Book  
 3:15pm: Home time

**Enhanced Provision**


Numeracy (tuff spot)



To introduce Hundreds.  
 Go Fish! Blue cloth- fish with numbers on and magnet numbers- match the number of fish with the number magnet.

Literacy/ Writing

Draw and name your own Pokemon habit. Create your own Trump cards.



Digital

Chatterpix – Bring our fruit and vegetable to life.



Creative

Finish painting pokemon balls.



Paint Salt dough vegetables.

Construction/ Exploration



Small World- Farm scene with crops.



Water tray/ sand

Open pumpkin- children to pick out seeds with tweezers. To collect seeds. Can use the rest for mud kitchen (It will be messy- aprons needed)

Tuff spot- Create a ghost. Need- ghost template, paper clips, wool cut into strips, sellotape, glue and



scissors.



**Floating Ghosts** 🧛

Let's make ghosts 🧛 float with science!