




TY'N Y WERN

2	<p>WALT: To explore what the children think Christianity is.</p> <p>WALT: To sort religious symbols into Christian and non-Christian.</p>	<p>Mindfulness- Rainbow Breathing</p> <p>Children to work in groups to write down/ record what they know about Christianity.</p> <p>To watch- BBC Bitesize- What is Christianity.</p> <p>To cut and stick symbols- sorting cut and sort symbols</p>	ECC.3
3	<p>WALT: To write and draw Christian symbols</p>	<p>Mindfulness- sensory massage- body calming</p> <p>To look at symbols Christianity symbols powerpoint Christianity symbols</p> <p>Children to start writing about the Christian symbols and drawing them.</p> <p>To use symbol as template</p>	HCI.5



Tuesday			
1	<p>WALT: GGR Activities</p>	<p>Morning Activity- GGR and Maths activities.</p> <p>Foxes- Oxford Reading Chrome, Wolves- Handwriting, Lions-Spelling, Tigers- Maths Activity, Bears- Personal Reading (Reading with Teacher).</p> <p>EB- Sensory circuits JM / OWB.</p> <p>EB- To help Tigers complete Hot Write from previous week (Shape poem)</p> <p>Baptism.- christening</p>	EIC.2

		 <p>Remind children of partitioning model</p>  <p>*Photos uploaded to Seesaw.</p>	
3	WALT: How to share	THRIVE CLASS SESSION	

Thursday			
1	<p>WALT: GGR and Maths Activities.</p> <p>WALT: To learn how to keep myself safe by the road.</p> <p>WALT: To learn about a variety of techniques and instruments.</p>	<p>Morning Activity- GGR and Maths activities. Tigers- Oxford Reading Chrome, Bears- Handwriting, Foxes- Spelling, Wolves- Maths Activity, Lions- Personal Reading.</p> <p>EB- Sensory circuits JM / OWB.</p> <p>KERBCRAFT SESSION</p> <p>MUSIC SESSION</p> <p>KP- Rainbow Readers Intervention.</p>	
2	<p>WALT: To know how to keep myself safe</p> <p>WALT: To learn my new phonics sound</p> <p>WALT: Explore more/ less on</p>	<p>Mindfulness</p> <p>KERBCRAFT SESSION-</p> <p>MUSIC SESSION</p> <p>Phonics Lesson- week 5.2</p>	




	<p>the number line.</p>	<p>Warm Up- To play games – children to think of One more/ one less/ ten more/ ten less than the number you give. To look at the 100 number grid and explain.</p>
<p>3</p>	<p>WALT: I can confidently complete and use a number line.</p> <p>WALT: I know why we celebrate remembrance day.</p> <p>WALT: I can work collaboratively to write a poppy shape poem.</p> <p>WALT: I can make a wreath.</p>	<p>Mindfulness Warm up- To look at the 100 number square. To look at an interactive number line interactive number line</p> <p>Remembrance session-Ask the children what they know about remembrance day. To watch https://www.youtube.com/watch?v=KjI1yiRWnqE</p> <p>To create a shape poem altogether. Children to think of rhyming words with 'ight' e.g light, fight, night, sight, bright. Children to think of sentences ending with those words. i.e. soldiers were sent to fight. We remember when we see the sight. Of beautiful red poppies shimmering bright.</p> <p>To create a four sentence poem together and put it on the board. To then each write a word around the poppy petal to create a shape poem on A3 paper. To take a photo and print picture for books.</p> <p>Children can make their own Remembrance wreath. To draw and cut poppies to stick around wreath. Children can work in pairs for this. wreath emplate</p> <p>Collective Worship- Reflection on Story- likes/ dislikes/ values.</p>

<p>1</p>	<p>WALT: To learn my phonics sound.</p> <p>WALT: Gymnastics to learn three new rolls: Log, egg and teddy.</p> <p>WALT: Learn our new phonics sound.</p>	<p>Morning Activity- GGR and Maths activities. Lions- Oxford Reading Chrome, Tigers- Handwriting, Bears-Spelling, Foxes- Maths Activity, Wolves- Personal Reading.</p> <p>EB- Sensory circuits JM / OWB.</p> <p>Warm Up- Farmer, Wolf and Sheep.</p> <p>City and Landscapes. To look at Log Roll, Egg Roll and Teddy Bear rolls. Landscapes- Farm</p> <p>Phonics session: week 5.3</p>	
<p>2</p>	<p>WALT: I can partitioning numbers</p>	<p>Mindfulness Warm Up- Place Value. To have a 2 digit number. What does each number represent?</p> <p>Triangles- Using PV chart cards- test one another. Take it in turns to be the teacher (like Mrs Howard did last week). Make a number, other children to use whiteboards. What does each number. To draw what each one represents (Show their books from last week if they need help, or look at Circles picture).</p> <p>Squares- Outdoor- complete the floor puzzle and write the numbers on it. Use chalks to draw number lines outside.</p> <p>Rectangles- Chrome books- ICT games shark number</p> <p>Circles- KP- To use PV chart cards. To write in their book what each number</p>  <p>To write in books the partitioning model.</p> 	



		Diamonds- EB- To use place value chart cards. To work with numbers up to 20. What does each card represent. i.e. 15. 1=10/ 1 ten and 5= 5 ones	
3	WALT: Jigsaw	Jigsaw – Celebrating Difference – Lesson 1. EB- Intervention- Draw and Talk. Collective Worship Assembly. Boost Book	

Additional Tasks	
8:50am: Doors open, - Children to complete group Morning Tasks. 9.10am- Register 9:20am: Meditation 9:25am: Phonics 9:35am: Literacy 10:15am: Boost book and snack. 10.30am: Break 11:00am: Meditation 11.05am: Maths 11.45pm: Lunch 1:00pm: Registration / Toothbrush 1:10pm: Mindfulness 1:20pm: Group guided reading 1:50pm: Topic / PE 2.30pm: Brain break 2.45pm: Boost Book 3:15pm: Home time	

Enhanced Provision		
<u>Numeracy (tuff spot)</u> 	<u>Literacy/ Writing</u> Play the rhyming pairs puzzles.	<u>Digital</u>



Creative

Make a poppy wreath.

Green table-



Construction/ Exploration

Make a Baptism font/ Church

Water tray/ sand

High frequency words on balls/