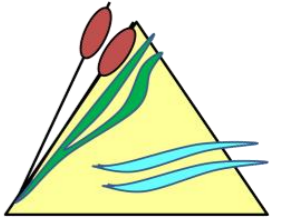
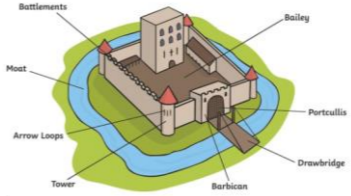





My Spring Term Homework Menu



This is our termly homework mat. We encourage you to complete some or all throughout the term. There is no TY'N Y WERN specific order to complete them in but please upload photos to Seesaw as and when you complete an activity.

<p>Our Values</p>	<p>Expressive Arts</p>	<p>Health and Wellbeing</p>	<p>Humanities</p>	<p>The tricky words we will be learning to spell are...</p>
<p>Positivity Success of the Day. Gather the family around and talk about each person's success of the day. It can be any accomplishment, big or small.</p>	<p>Create a castle using any medium – draw/paint/collage etc.</p> <p>Make a collage of your favourite meal</p>	<p>Banquet menu – Design a healthy menu for a king or queen's banquet</p>	<p>Look at a picture of Caerphilly castle. Discuss the features. What features can they spot.</p> 	<p>Could Should Would Want Oh Their Mr Mrs</p>
<p>Outdoor Activity</p>	<p>Languages, Literacy and Communication</p>	<p>Mathematics and Numeracy</p>	<p>Science and Technology</p>	<p>The times tables that we will be using...</p>
<p>Go on a walk around the outside of Caerphilly Castle. Discuss its features. Talk about the things the wonder about the castle.</p>	<p>Read regularly using Oxford Reading Buddy. Regular practice of level 3 sounds</p> 	<p>Write numbers to 50 – focussing putting the tens and ones the correct way around encouraging the correct number formation.</p> <p>Practice simple adding – focussing on bonds to 10 and 20.</p>	<p>Make a boat that floats across the moat! Talk about floating and sinking – fill a bowl with water and experiment with objects that float and sink. Use household objects such as foil, plastic food trays etc to design a boat that will float.</p>	<p>Practice counting in 10s to 100.</p>